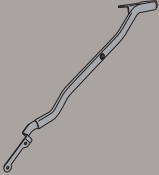







4108FZ - KZ4108

MONORACK SPECIFICO - SPECIFIC MONORACK - MONORACK SPECIFIQUE - SPEZIFISCHES MONORACK - MONORACK ESPECÍFICO

KAWASAKI NINJA 300 (2013)

N°	Descrizione	Caratteristiche	Codice	Quantità	
1	Supporto - Blinker Support Support - Halter - Soporte	-	-	2 (Dx;Sx)	
2	Supporto - Blinker Support Support - Halter - Soporte	-	-	1	
3	Vite - Screw Vis - Schraube Tornillo	TEF M6x30	630TEF	4	
4	Vite - Screw Vis - Schraube Tornillo	TCEI M8x25	825TCEI	2	
5	Dado - Bolt - Ecrou Mutter - Tuerca	Auto Bloccante Flangiato M8	8DADIAFLN	2	
6	Dado - Bolt - Ecrou Mutter - Tuerca	Auto Bloccante Flangiato M6	6DADIAFLN	4	
7	Coprivite - Screw Cap Cache Vis - Stopsschraube Tapa Tornillo	Ø8	Z801	2	
8	Particolari Inclusi Nel Kit Viteria Della Piastra Components Included In The Fitting Kit Of The Plate Pièces Incluses Dans Le Kit De Vis De La Platine Die Einzelnen Teile Sind Bei Montagekit Der Platte Enthalten Despieces Incluidos En El Kit De Anclajes De La Parrilla	-	-	-	-
9	Componenti originali - Original parts Parties originales - Original bauteile Componentes originales	-	-	-	-

4108FZ - KZ4108

MONORACK SPECIFICO - SPECIFIC MONORACK - MONORACK SPECIFIQUE - SPEZIFISCHES MONORACK - MONORACK ESPECÍFICO

KAWASAKI NINJA 300 (2013)

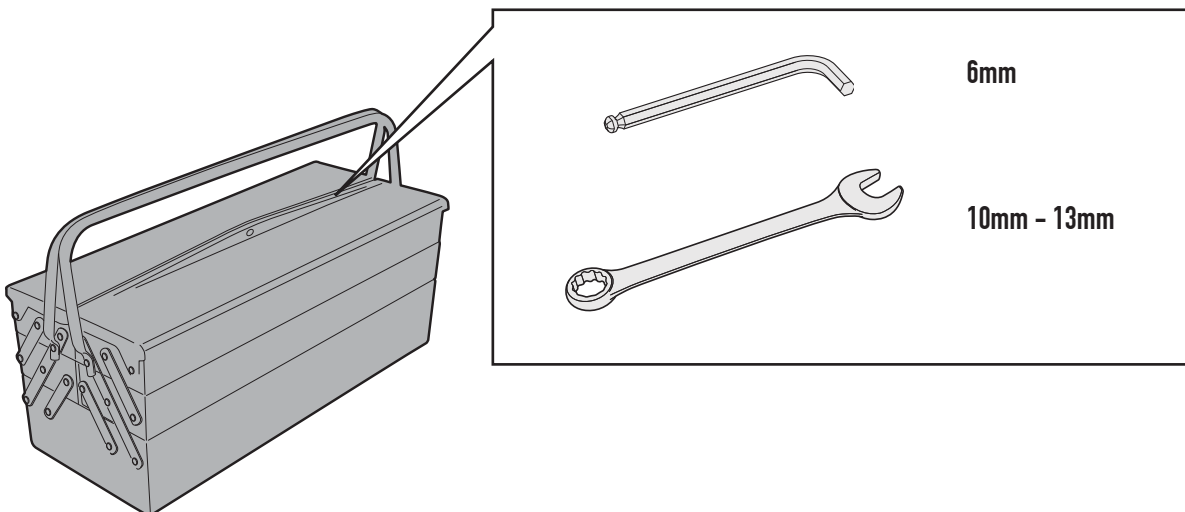
ATTENZIONE: PESO MASSIMO SOPPORTABILE 6Kg.

WARNING: MAX. LOADING 6Kg.(13lbs)

ATTENTION: CHARGE MAXIMALE 6Kg.

ACHTUNG: MAXIMALE BELASTUNG 6Kg.

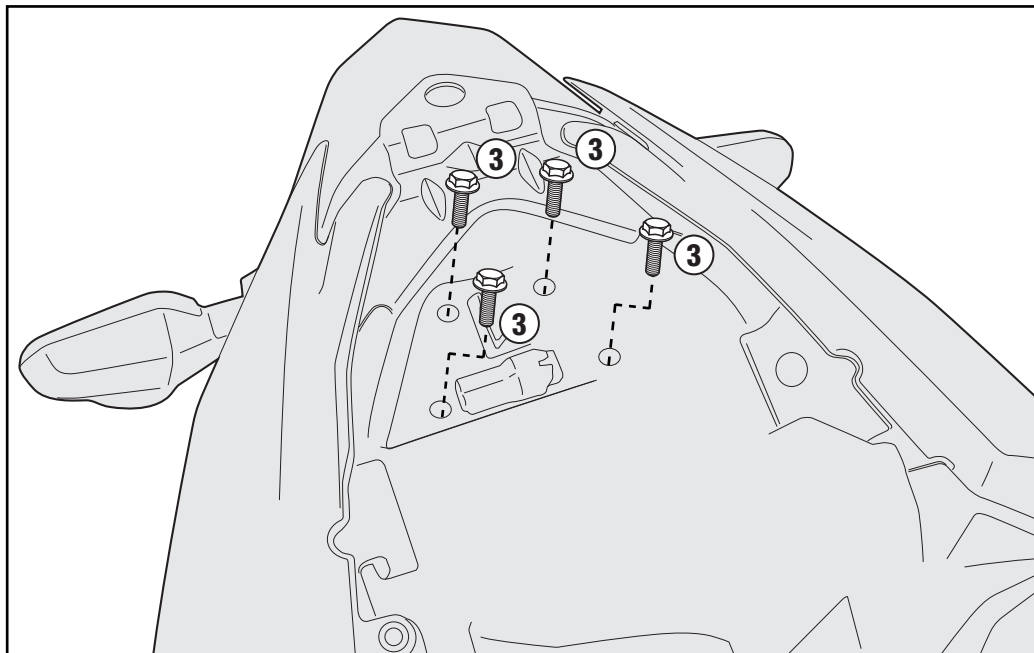
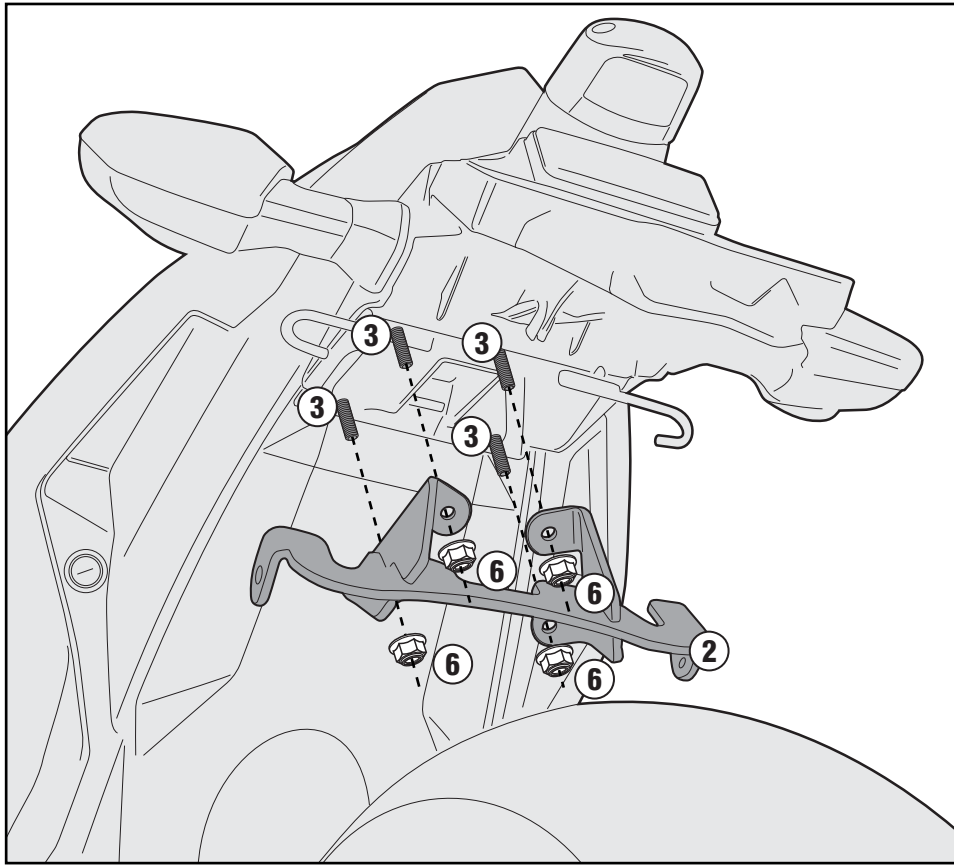
¡ATENCIÓN!: CARGA MÁXIMA AUTORIZADA 6Kg.



4108FZ - KZ4108

MONORACK SPECIFICO - SPECIFIC MONORACK - MONORACK SPECIFIQUE - SPEZIFISCHES MONORACK - MONORACK ESPECÍFICO

KAWASAKI NINJA 300 (2013)



4108FZ - KZ4108

MONORACK SPECIFICO - SPECIFIC MONORACK - MONORACK SPECIFIQUE - SPEZIFISCHES MONORACK - MONORACK ESPECÍFICO

KAWASAKI NINJA 300 (2013)

